

2014 Report Card

Lovelace
Rehabilitation Hospital

Lovelace Rehabilitation Hospital is dedicated helping each patient overcome the effects of illness and injury through our comprehensive inpatient and outpatient programs. Our highly specialized physicians and staff, who make up your rehabilitation team, are dedicated to helping you achieve your rehabilitation goals and enhance your quality of life. We provide a full continuum of inpatient and outpatient rehabilitation care, including physical therapy, occupational therapy, speech and language pathology, rehabilitation nursing and case management services.

We offer a wide range of specialized services for patients of all ages, from toddlers to older adults, offering services to patients regardless of race, culture and ethnicity.

NUMBER OF EMPLOYEES:	226
LICENSED BEDS:	62 acute inpatient rehabilitation beds
INPATIENT ADMISSIONS IN 2014:	1,090
OUTPATIENT VISITS IN 2014:	16,972
AVERAGE INPATIENT LENGTH OF STAY:	13.7 days

In 2014, Lovelace Rehabilitation Hospital was the only hospital in New Mexico accredited by the Commission on Accreditation of Rehabilitation Facilities (CARF) for three years in six programs:

1. Comprehensive Integrated Inpatient Rehabilitation Program (CIIRP)
2. Inpatient Brain Injury Program (BI)
3. Inpatient and Outpatient Spinal Cord System of Care (SCS)
4. Inpatient Stroke Specialty Program
5. Outpatient Medical Rehabilitation Program (Adults)
6. Outpatient Medical Rehabilitation Program (Children and Adolescents)



Lovelace Rehabilitation Hospital offers specialized inpatient rehabilitation programs. To be admitted as an inpatient, a patient must:

- Be at least 12 years old and able to breathe without the use of a ventilator
- Be able to participate in at least three nonconsecutive hours of therapy daily
- Require daily physician medical management and 24-hour physician availability
- Require 24-hour nursing care



2014 Report Card

Program Specific Information (Inpatient)

The inpatient program at Lovelace Rehabilitation Hospital is designed for patients with a variety of rehabilitation needs. We offer general inpatient medical rehabilitation and three specialized programs: brain injury, stroke and spinal cord.

Case managers are assigned to each unit. Their duties include the development of a successful and safe discharge for each inpatient. They arrange for any care that will be needed after discharge and arrange for all durable medical equipment (DME). The case manager will meet with the patient within the first week of their admission. They will work with each patient throughout their stay to ensure their needs will be met while in Lovelace Rehabilitation Hospital and after discharge.

Every seven days we have team conferences to evaluate how each patient is progressing. Physicians, case managers, physical therapists, speech therapists and occupational therapists attend the team conferences. We also schedule family conferences as requested by the patient and his or her family to ensure that families are fully informed about the patient's progress and discharge.

Patients have the opportunity to tell us how we are doing. In 2014, 88.2% of our patients found the discharge information helpful and 91.7% of our patients were willing to recommend Lovelace Rehabilitation Hospital to their friends and families.

Here is what some of our inpatients are saying:

- “Your staff is exceptional. Your physical and occupational therapists were outstanding not only in their job but as people.”
- “Your Staff & Structure are outstanding. I would rate you one of the Best in AMERICA.”

“My experience was amazing! The nurses and all PT's and OT's that I worked with were incredible! Thank You!”

Comprehensive Integrated Inpatient Rehabilitation Program (CIIRP)

The general medical rehabilitation inpatient program is also known as the Comprehensive Integrated Inpatient Medical Rehabilitation Program for adults (CIIRP). The types of medical and post-surgical conditions treated in the general medical rehabilitation program include individuals with various diagnoses such as leg fractures, total joint replacement, or multiple traumatic injuries.

During 2014, the total number of patients discharged from the CIIRP program was 709. Of the 709 patients, 50 percent were men and 50% were women. The average age of patients participating in CIIRP was 59 years old.

The average number of days patients stayed in the hospital was 14 days, and 60 percent achieved their goals. Most of the patients went home. Some patients went back to the acute care hospital and some went to long-term care facilities. The percentage of patients discharged to the community between the years of 2010 and 2014 is shown in Figure 1.

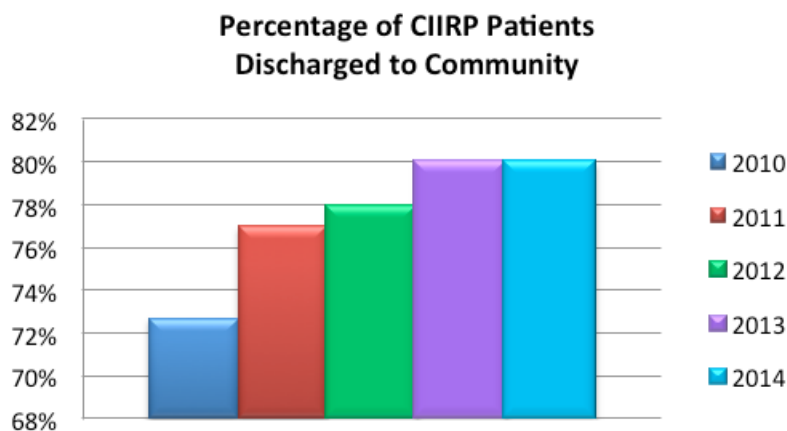


Figure 1. The percentage of patients discharged to the community in 2010- 2014.

The patients who participated in CIIRP had many different diagnoses and rehabilitation needs. The most common CIIRP diagnoses are listed in Table 1.

Diagnosis	# Patients
Leg fracture	82
Hip/knee joint replacement	42
Multiple medical trauma	61
Pain	31
Amputations	34
Cardiac (heart)	60
Neurological	40
Multiple medical trauma with brain or spinal cord injury	35
Pulmonary (lung)	5
Rheumatoid arthritis	1
Guillain-Barre	7
Burns	2

Table 1. The most common diagnosis of patients participating in CIIRP.

Brain Injury (BI) Program

A brain injury can cause impairments that may be temporary or permanent. Entering a rehabilitation hospital gives patients the chance to reach their full potential for recovery. Recovery is different for each patient depending on the extent of their injury. Patients who enter the Brain Injury program at Lovelace Rehabilitation Hospital will receive at least 15 hours of therapy a week. These hours are broken up into three hour increments, five days a week. They can receive physical, occupational and speech therapy. Patients will be seen by a physician specializing in physical medicine and rehabilitation.

Lovelace Rehabilitation Hospital had 52 patients with traumatic brain injuries and 74 patients with non-traumatic brain injuries. Of the total 126 patients in the BI program, 51 percent were men and 49 percent were women. In 2014, 76 percent of our patients returned home after completing the BI program. The percentage of patients discharged to the community between the years of 2010 and 2014 is shown in Figure 2.

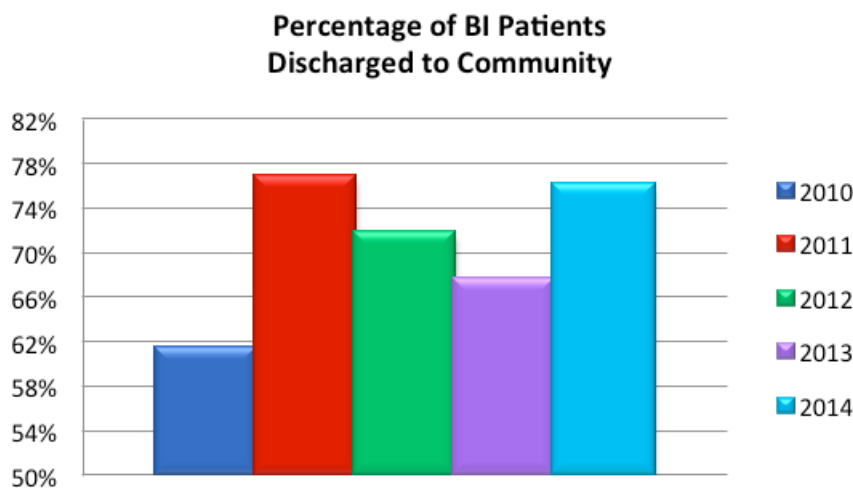


Figure 2. The percentage of patients discharged to the community in 2010 through 2014.

What makes the Lovelace Rehabilitation Hospital Brain Injury program special?

Patients who enter our BI program will be placed on a quiet unit designed to maximize the patient's potential to participate in rehabilitative therapies. The program utilizes a comprehensive multidisciplinary team approach, which is dynamic, patient-centered and geared to facilitating progress toward the highest possible level of independent functioning.

- Treatment plans are tailored to specific complex conditions
- Provision of cognitive retraining, including memory loss and other cognitive aides
- Provision of assistive technology for mobility including ambulation and customized wheelchair fitting
- Use of the latest technology to ensure a safe environment
- A secure unit

2014 Report Card

Spinal Cord System of Care (SCS)

A spinal cord injury can cause impairments that may be temporary or permanent. Entering a rehabilitation hospital gives patients the chance to reach their full potential for recovery. Recovery is different for each patient, depending on the extent of their injury.

Inpatients (SCS)

Patients who enter the inpatient Spinal Cord System of Care program at Lovelace Rehabilitation Hospital will receive 15 hours of therapy a week. These hours are broken up into three-hour increments, five days a week. They can receive physical, occupational and speech therapy. Patients will be seen by a physician specializing in physical medicine and rehabilitation. Lovelace Rehabilitation Hospital had 57 patients with spinal cord injuries. The majority of our patients were between the ages 45 and 64 (see Table 2). Of the 57 inpatients treated in the spinal cord program, 61 percent were men and 39 percent were women.

Age Range	Percentage
0-17	0%
18-29	10%
30-44	18%
45-64	42%
65-79	23%
80 and above	7%

Table 2. Ages of inpatients treated for spinal cord injuries at Lovelace Rehabilitation Hospital in 2014.

The average number of days patients stayed in the hospital was 18 days. 70 percent of patients were discharged to the community, while others went back to the acute care hospital and some went to long-term care facilities. The percentage of patients discharged to the community in 2010, through 2014 is shown in Figure 3.

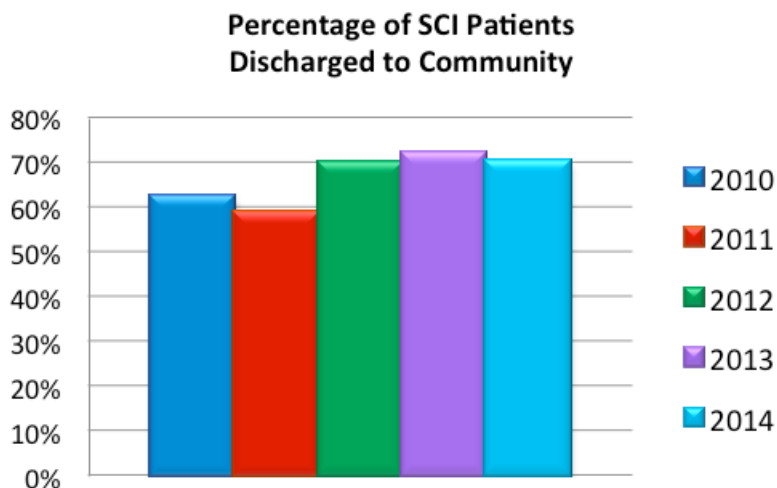


Figure 3. The percentage of patients discharged to the community from 2010 through 2014.

What makes the Lovelace Rehabilitation Hospital Inpatient and Outpatient Spinal Cord program special?

- Peer mentors
- Support groups
- Educational clinics
- Access to aquatic therapy

Stroke Specialty Program (SSP)

A stroke can cause impairments that may be temporary or permanent. Entering a rehabilitation hospital gives patients the chance to reach their full potential for recovery. Recovery is different for each patient, depending on the extent of their injury.

Patients who enter the inpatient Stroke Specialty Program at Lovelace Rehabilitation Hospital will receive at least 15 hours of therapy a week. These hours are broken up into three-hour increments, five days a week. They can receive physical, occupational and speech language therapy. Patients will be seen by a physician specializing in physical medicine and rehabilitation.

In 2014, 184 patients participated in Lovelace Rehabilitation Hospital SSP. Slightly more women (51 percent) than men (49 percent) participated in SSP. The average age of patients in the program was 71 years old and 65 percent of our patients with strokes returned home after completing the SSP. Figure 4 shows the percentage of patients discharged to the community.

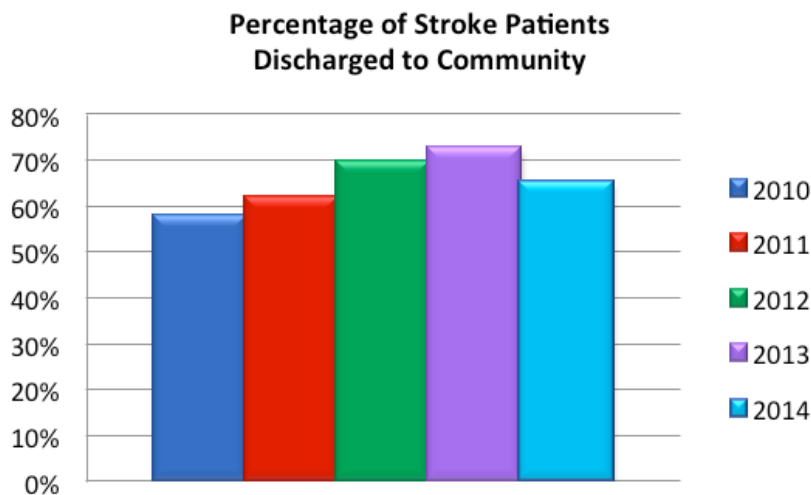


Figure 4. Percentage of patients discharged to the community 2010 through 2014.

What is special about the stroke program at Lovelace Rehabilitation Hospital?

We use a multidisciplinary team to provide services that help you regain and maintain as much independence as possible.

- When a stroke affects your ability to swallow, our speech language pathologists will use video swallow studies to assess swallowing issues that will help determine the consistency of food that is safe for you to eat.
- Occupational therapists will focus on improving functional skills in the areas of dressing, bathing, and light meal preparation.
- Physical therapists will focus on increasing standing and sitting balance and physical strength.
- Nursing staff and physicians will evaluate and manage medical risks and medical conditions.

Lovelace Rehabilitation Hospital Partners with community resources		
Lovelace Rehabilitation Hospital partners with Lovelace Medical Center to provide services to stroke survivors. Lovelace Medical Center is DNV-GL accredited as a Primary Stroke Center.	Lovelace Rehabilitation Hospital also teams up with the Albuquerque Stroke Club to focus on educating our patients about community reintegration, stroke prevention and community resources.	Lovelace Rehabilitation Hospital also teams up with a Veteran Affairs representative to focus on the research completed in Albuquerque and education on strokes.
Lovelace Rehabilitation Hospital is accredited by the Commission on Accreditation of Rehabilitation as a Stroke Program.		We have therapists and nurses with multiple years of experience. Some have worked with stroke survivors since LRH opened over 25 years ago.

2014 Report Card

Outpatient Medical Rehabilitation Program (Adults)

During 2014, outpatients received therapy services at five sites: the Lovelace Rehabilitation Hospital (LRH) clinic located on the upper level of the hospital, the Wyoming clinic, the Rio Rancho clinic in Enchanted Hills, the Santa Fe clinic, and the Jemez clinic (see Table 7).

	Demographic	LRH Clinic	Wyoming Clinic	Rio Rancho Clinic	Santa Fe & Jemez Clinic
Total # of patients		14,083	3309	1673	2,914
Gender	Male	37%	38%	35%	32%
	Female	63%	62%	65%	68%
Age	Under 45	18%	16%	19%	14%
	45 - 64	37%	32%	32%	35%
	65 - 74	29%	33%	35%	33%
	75+	16%	19%	15%	18%

Table 7. The number of patients, the gender and the age of patients seen by location for 2014.

Overall, patients needed nine outpatient visits to achieve their goals and in the LHR, Rio Rancho, and Wyoming clinic; patients made greater improvements than expected. Outpatient satisfaction with all therapy programs was high (see Table 8).

Indicator	LRH Clinic	Wyoming Clinic	Rio Rancho Clinic	Santa Fe & Jemez Clinic
Average # of visits	9	9	7	11
Actual functional change over predicted functional change	13/12	13/12	14/9	12/13
Willingness to recommend	98%	99%	99.8%	99%
Satisfaction with results of treatment	93%	99%	96%	93%

Table 8. Patient outcomes and satisfaction with outpatient therapy by location for 2014.

What our patients are saying

- “I am now able to do everything I have done before the therapy, WOW I am happy!”
- “They were great. Very focused on their work. Very friendly and supportive. Great motivators.”

“Excellent care by staff. Clear explanations and thorough answers to my questions.”

2014 Report Card

Outpatient Services

Lovelace Rehabilitation Hospital outpatient services continue to expand. Currently, outpatient therapy services are offered at the following locations:

Lovelace Rehabilitation Hospital*

505 Elm St NE
Albuquerque, NM 87102

Lovelace Outpatient Rehabilitation – Santa Fe*

1692B Hospital Drive, Suite 202
Santa Fe, NM 87505

Lovelace Outpatient Rehabilitation – Wyoming*

7910 Wyoming Blvd NE, Suite C
Albuquerque, NM 87109

Lovelace Outpatient Rehabilitation – Westside**

10511 Golf Course Rd. NW, Suite 104
Albuquerque, NM 87114
(On the same campus as Lovelace Westside Hospital)

Lovelace Outpatient Rehabilitation – Rio Rancho*

7555 Enchanted Hills, Suite 103
Rio Rancho, NM 87144

**Lovelace Women’s Hospital
Outpatient Rehabilitation ****

4600 Montgomery Blvd NE
Albuquerque, NM 87109
(Across from Lovelace Women’s Hospital)

Lovelace Outpatient Rehabilitation – Jemez

129 Canal Street
Jemez Pueblo, NM 87724

**Accredited by the Commission on Accreditation of Rehabilitation Facilities (CARF).*

*** Accredited by DNV-GL.*

Outpatient appointments can be made through outpatient central scheduling.

- Phone: 505.727.4725
- Fax: 505.727.9271
- Pain Clinic: 505.727.7177

CARF accreditation demonstrates Lovelace Rehabilitation Hospital’s quality, accountability and commitment to the satisfaction of the persons served.

For more information on CARF, visit www.carf.org.





2014 Report Card

Additional Program Information

Additional inpatient programs include:	Additional outpatient services include:
<ul style="list-style-type: none">• Amputation• Hip fracture• Major multiple trauma• Neurological disorders• Orthopedic program• Swallowing program	<ul style="list-style-type: none">• Activity of daily living training• Lymphedema program• Aquatics program• Neurological disorders• Balance & vestibular rehabilitation• Orthotic & prosthetic training• Brain injury program• Outpatient massage therapy• Breast cancer rehabilitation• Pelvic floor rehabilitation• Certified pre-employment ability testing• Runner's clinic• Certified wheelchair evaluations• Sports injuries• Concussion therapy & testing program• Sportsmetrics injury prevention• Continence program• Stroke program• Fall prevention• Swallowing program• Foot & ankle rehabilitation• Voice program• Functional capacity evaluation• Work injury program• Hand & upper extremity rehabilitation• Worksite evaluations• Interventional pain clinic